

# Labour market information by region

---

**April - June  
2019**

---

**National  
Careers  
Service**

Helping you take  
the next step

## Manchester, Staffordshire, Cheshire and Warrington

### Employment

**75.1%** of people are employed.

**Lower** than the UK average of **76.1%**.



### Unemployment

**3.6%** of people are unemployed.

**Lower** than the UK average of **3.9%**.

### Salary



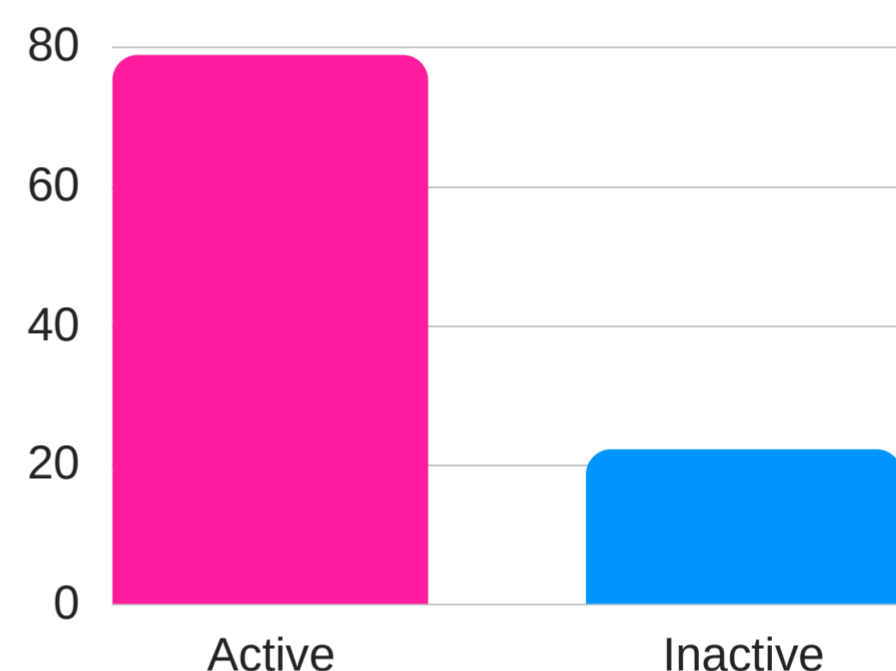
The average income is **£27,539** a year

### Working Hours

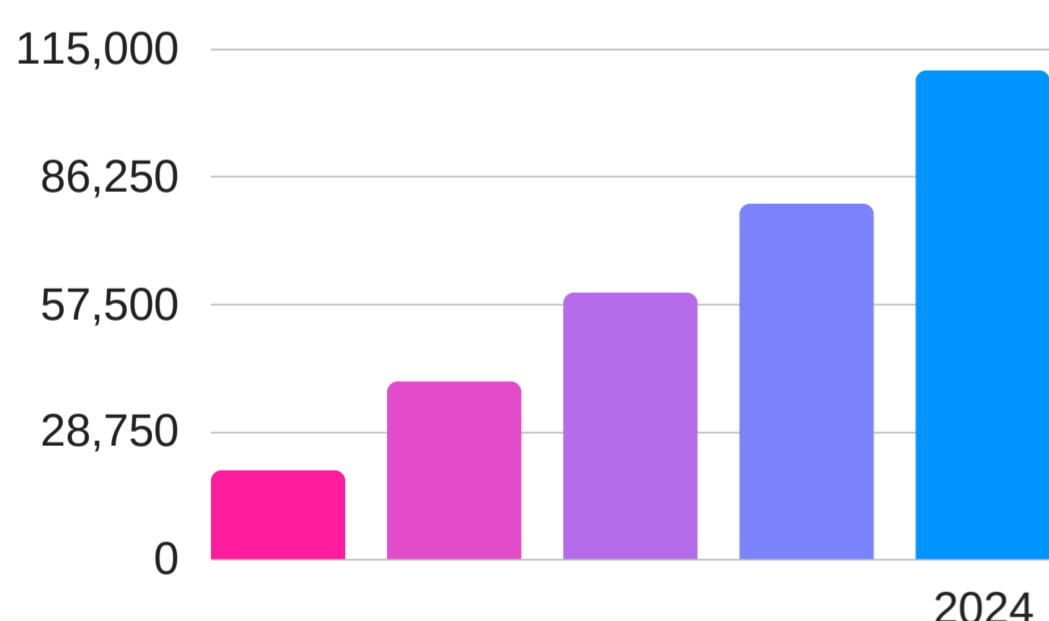


On average people **31.7** hours a week

### Economically Active



### Predicted Job Growth



**+110,000 jobs** by 2024 in this area.

**Growth hotspot!**

### Sectors set to grow

- Finance & Business
- Construction
- Information Technology
- Transport and Storage
- Cultural & Creative
- Health and Social Work

## Where are the most jobs now?



Wholesale and Retail



Administration



Health and Social Care



Manufacturing



Science and Technology

## East of England

### Employment

**79.3%** of people are employed. **Higher** than the UK average of **76.1%**.



### Unemployment

**3.2%** of people are unemployed. **Lower** than the UK average of **3.9%**.

### Salary



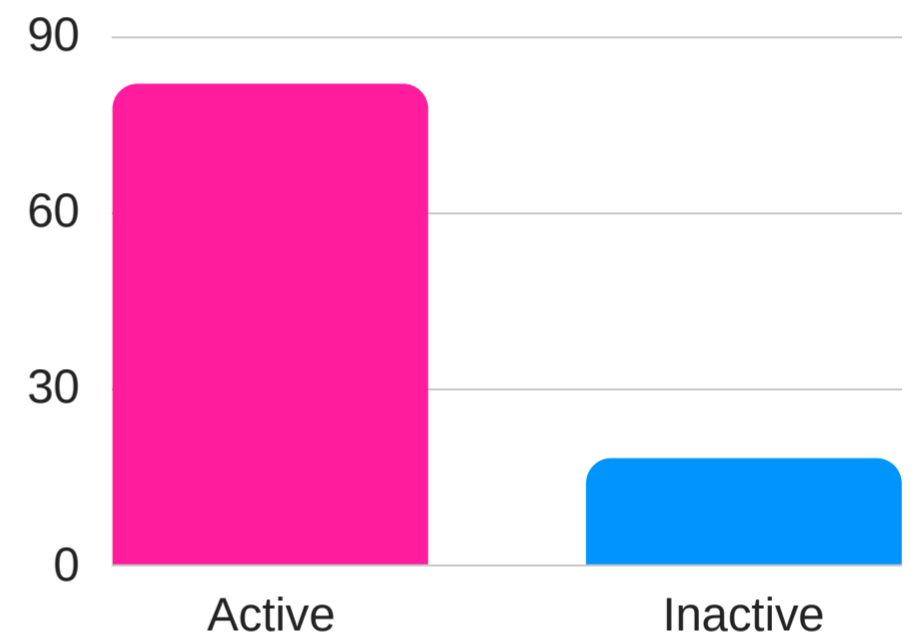
The average income is **£29,021** a year

### Working Hours

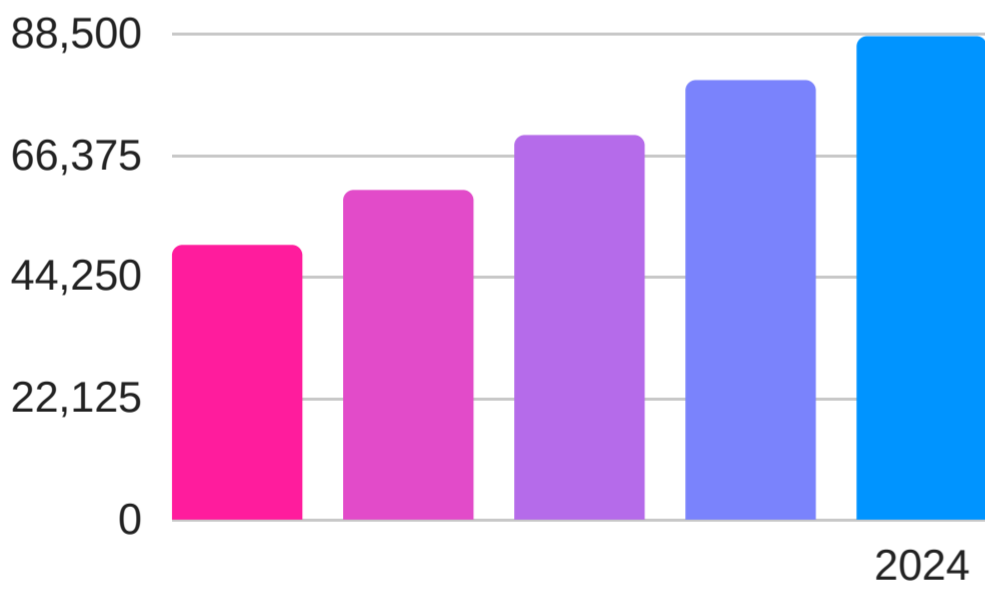


On average people work **32.2** hours a week

### Economically Active



### Predicted Job Growth



**+88,000 jobs** by 2024 in the East of England

### Sectors set to grow

- Health and Social Care
- Support Services
- Construction
- Wholesale and Retail
- Information Technology
- Professional Services

### Where are the most jobs now?



Wholesale and Retail



Administration



Health and Social Care



Education



Science and Technology



## East Midlands

### Employment

**75.4%** of people are employed.  
Lower than the UK average of **76.1%**.



### Unemployment

**4.7%** of people are unemployed. **Higher** than the UK average of **3.9%**.

### Salary



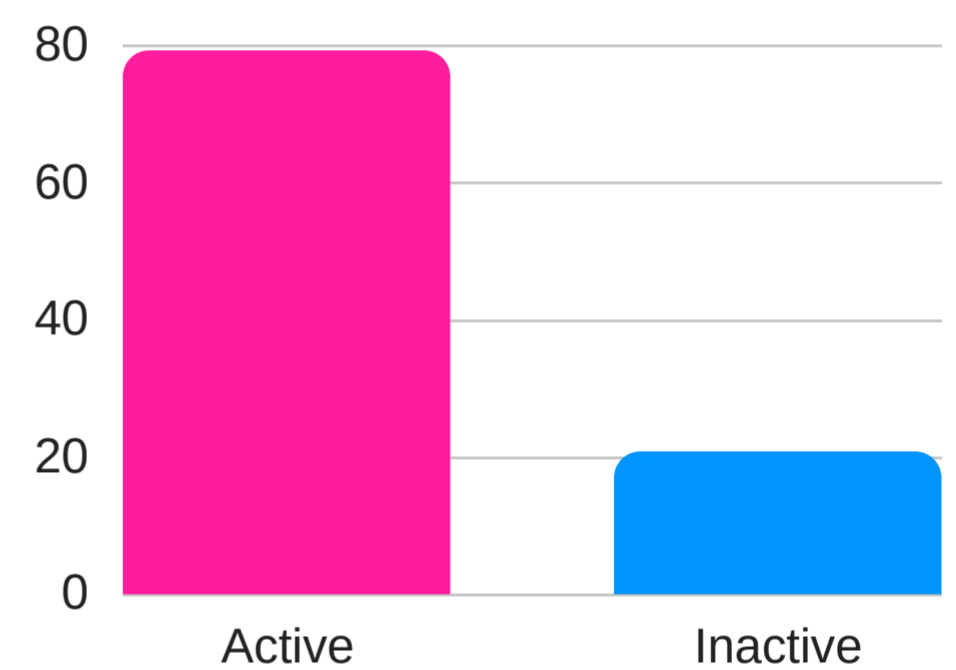
The average income is **£26,826** a year

### Working Hours

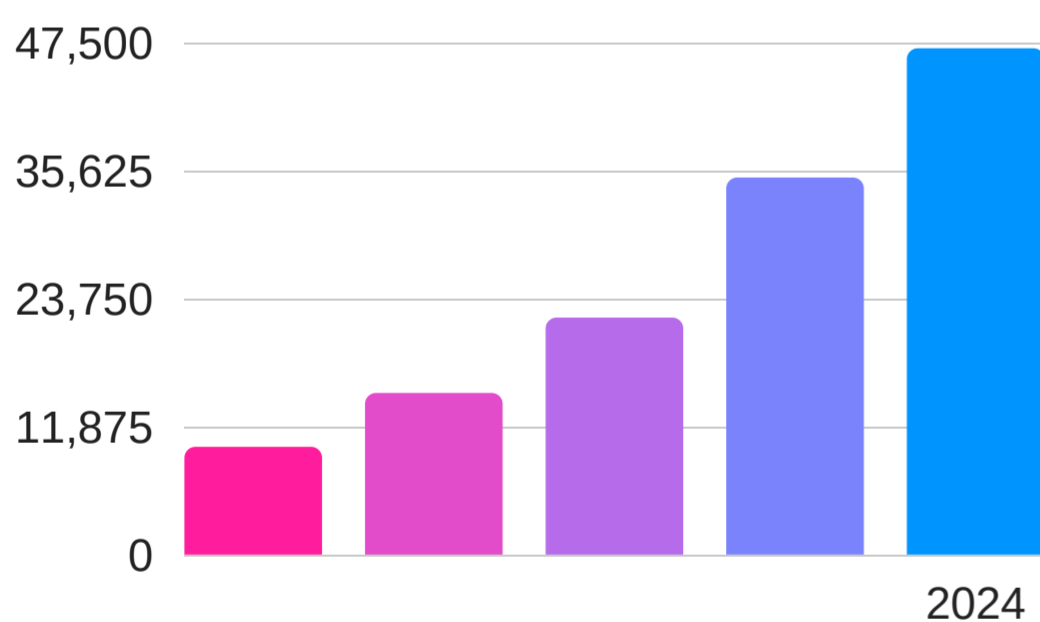


On average people work **31.5 hours** a week

### Economically Active



### Predicted Job Growth



**+47,000 jobs** by 2024 in the East Midlands

### Sectors set to grow

- Construction
- Wholesale and Retail
- Health and Social Work
- Transport & Storage
- Science & Technology
- Manufacturing

### Where are the most jobs now?



Wholesale and Retail



Manufacturing



Health and Social Care



Education

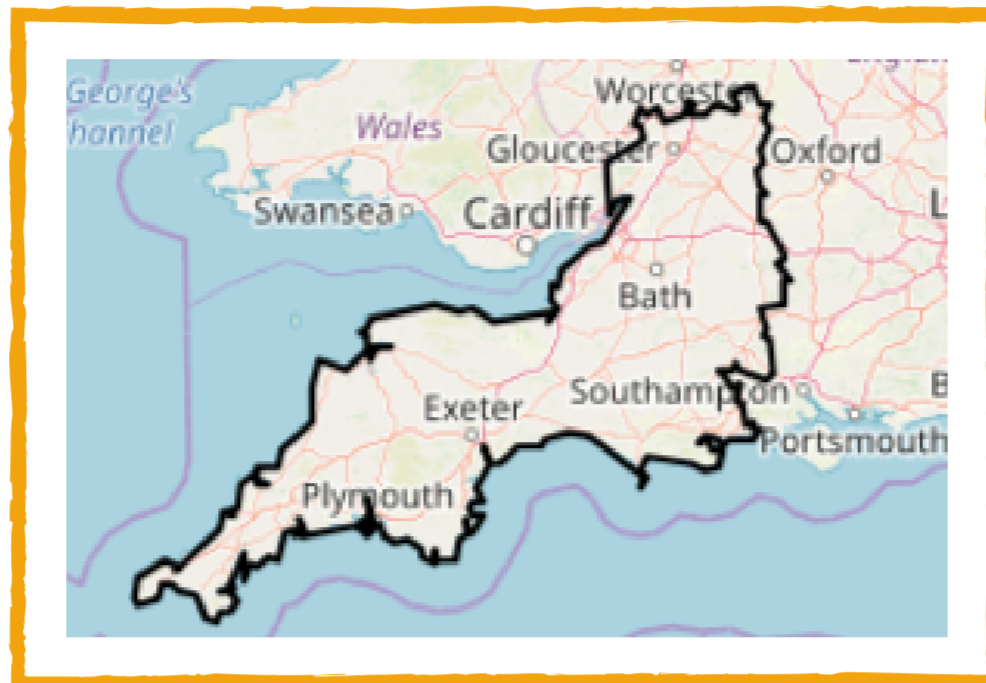


Administration

## South West

### Employment

**79.9%** of people are employed.  
**Higher** than the UK average of **76.1%**.



### Unemployment

**2.9%** of people are unemployed. **Lower** than the UK average of **3.9%**.

### Salary



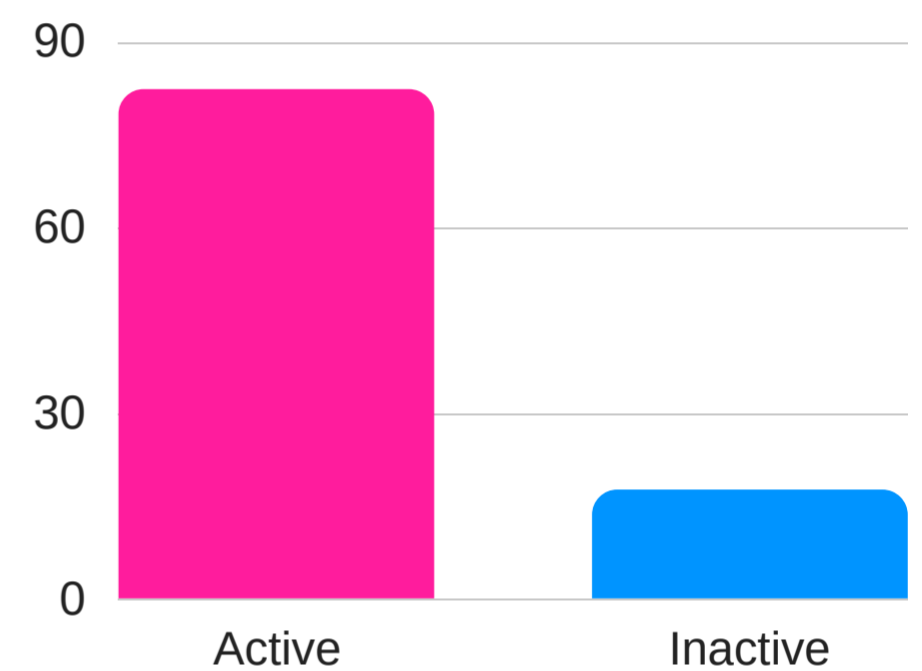
The average income is **£27,622** a year

### Working Hours

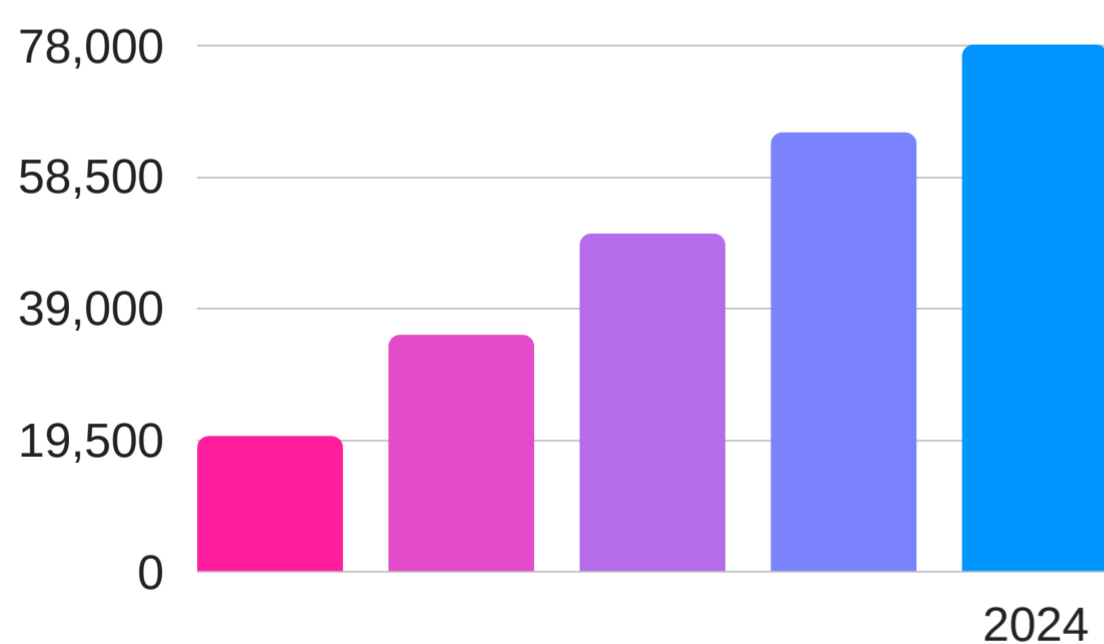


On average people work **30.9** hours a week

### Economically Active



### Predicted Job Growth



**+68,000** jobs by 2024 in the South West

### Sectors set to grow

- STEM
- Health and Social Work
- Construction
- Professional Services
- Wholesale and Retail

### Where are the most jobs now?



Wholesale and Retail



Accommodation and Food Service



Health and Social Care



Science and Technology



Education

## North East

### Employment

**72.5%** of people are employed.

**Lower** than the UK average of **76.1%**.



### Unemployment

**5.1%** of people are unemployed.

**Higher** than the UK average of **3.9%**.

### Salary



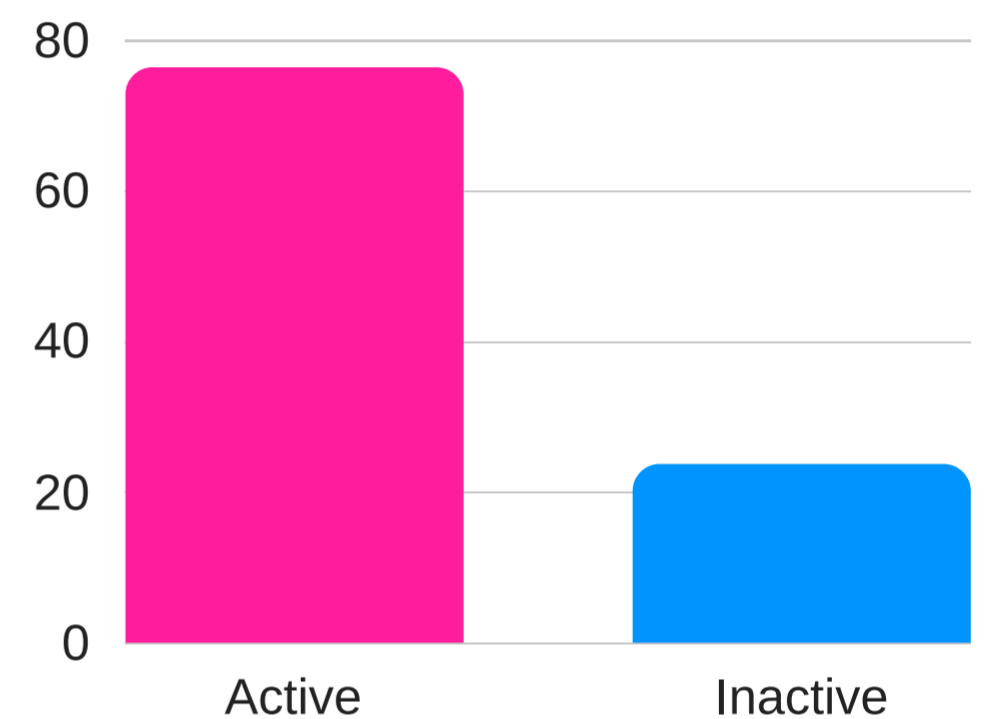
The average income is **£26,353** a year

### Working Hours

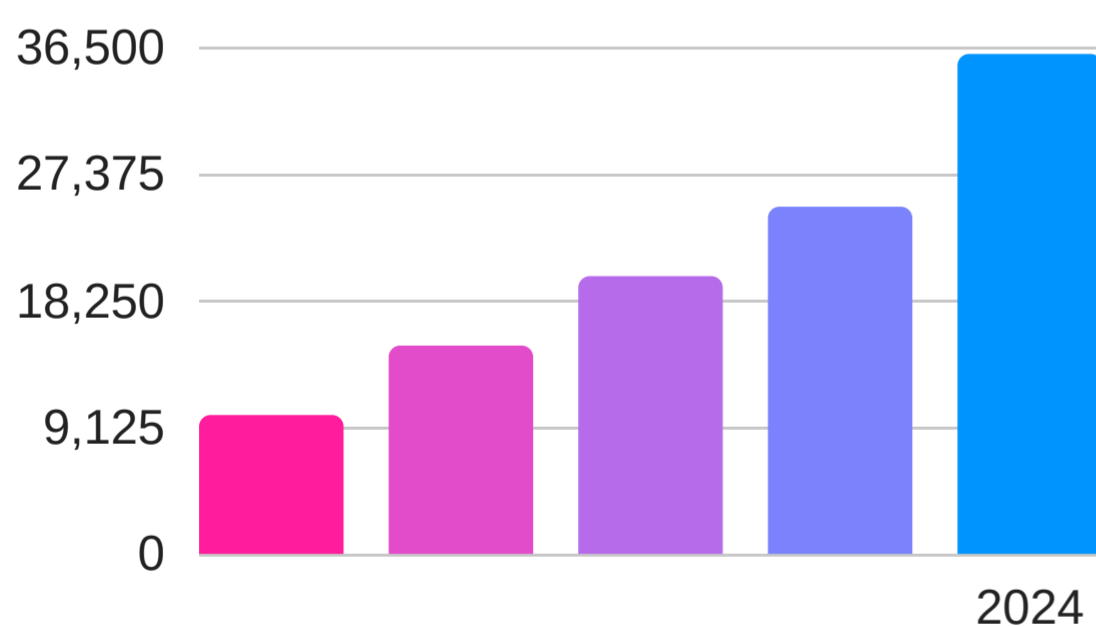


On average people work **31.3** hours a week

### Economically Active



### Predicted Job Growth



**+57,000 jobs**  
by 2024 in  
the North East

### Sectors set to grow

Teaching and Education  
Health and Social Work  
Information Technology  
Professional Services  
Construction  
Finance and Insurance

### Where are the most jobs now?



Wholesale and Retail



Health and Social Care



Manufacturing



Education



Administration



## South Central

### Employment

**78.7%** of people are employed.

**Higher** than the UK average of **76.1%**.



### Unemployment

**3.1%** of people are unemployed.

**Lower** than the UK average of **3.9%**.

### Salary



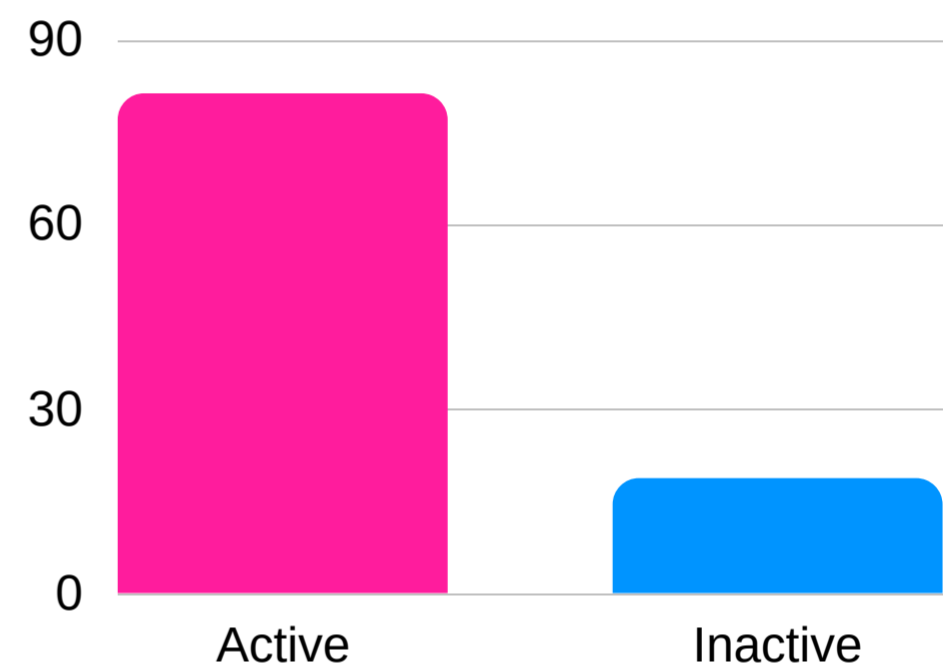
The average income is **£30,638** a year

### Working Hours

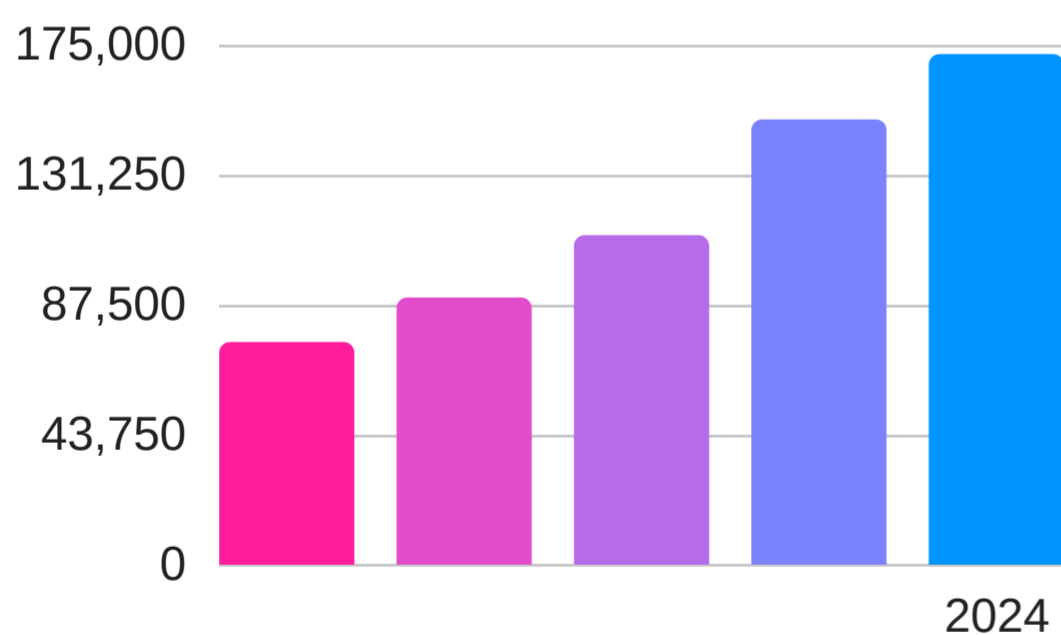


On average people work **31.4** hours a week

### Economically Active



### Predicted Job Growth



**+172,000** jobs by 2024 in the South Central area

**Growth hotspot!**

### Sectors set to grow

- Support Services
- Professional Services
- Information and Technology
- Construction
- Health and Social Care

## Where are the most jobs now?



Wholesale and Retail



Science and Technology



Health and Social Care



Education



Administration

## West Midlands

### Employment

**74%** of people are employed.

Lower than the UK average of **76.1%**.



### Unemployment

**5.1%** of people are unemployed.

Higher than the UK average of **3.9%**.

### Salary



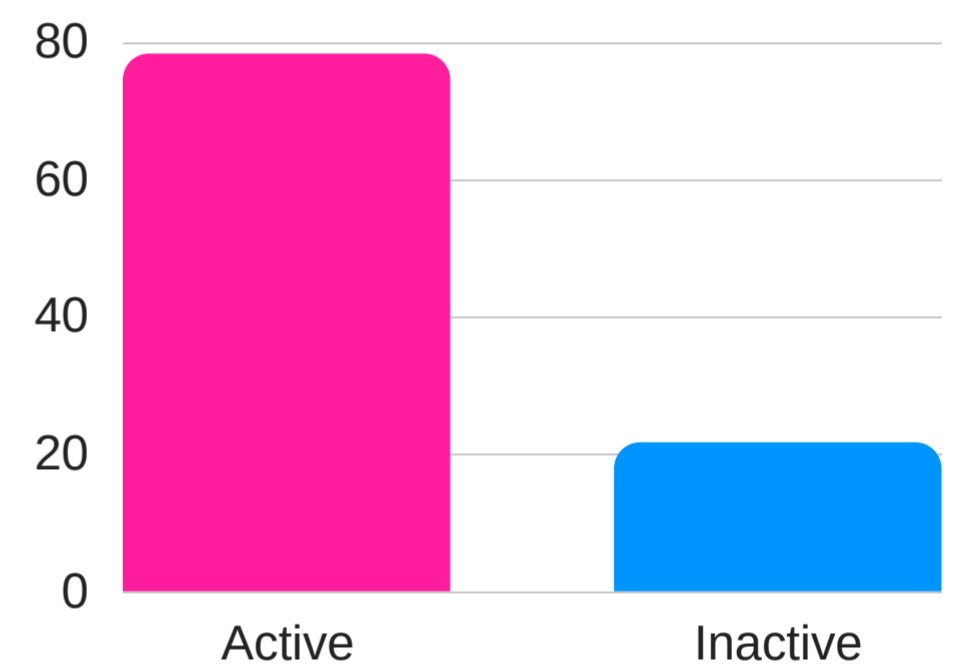
The average income is **£27,903** a year

### Working Hours

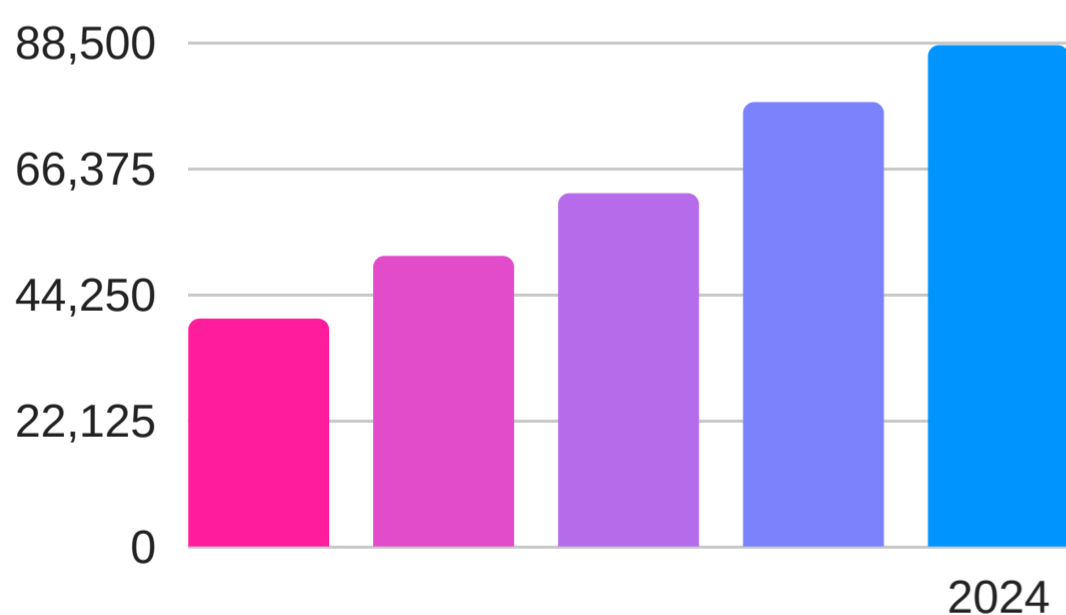


On average people work **31.7** hours a week

### Economically Active



### Predicted Job Growth



**+88,000 jobs**  
by 2024 in  
the West  
Midlands

### Sectors set to grow

Construction  
Health and Social Work  
Support Services  
Transport and Storage  
Professional Services

### Where are the most jobs now?



Wholesale and  
Retail



Health and  
Social Care



Manufacturing



Education



Administration



## Liverpool, Cumbria and Lancashire

### Employment

**75.1%** of people are employed.  
Lower than the UK average of **76.1%**.



### Unemployment

**3.6%** of people are unemployed.  
Lower than the UK average of **3.9%**.

### Salary



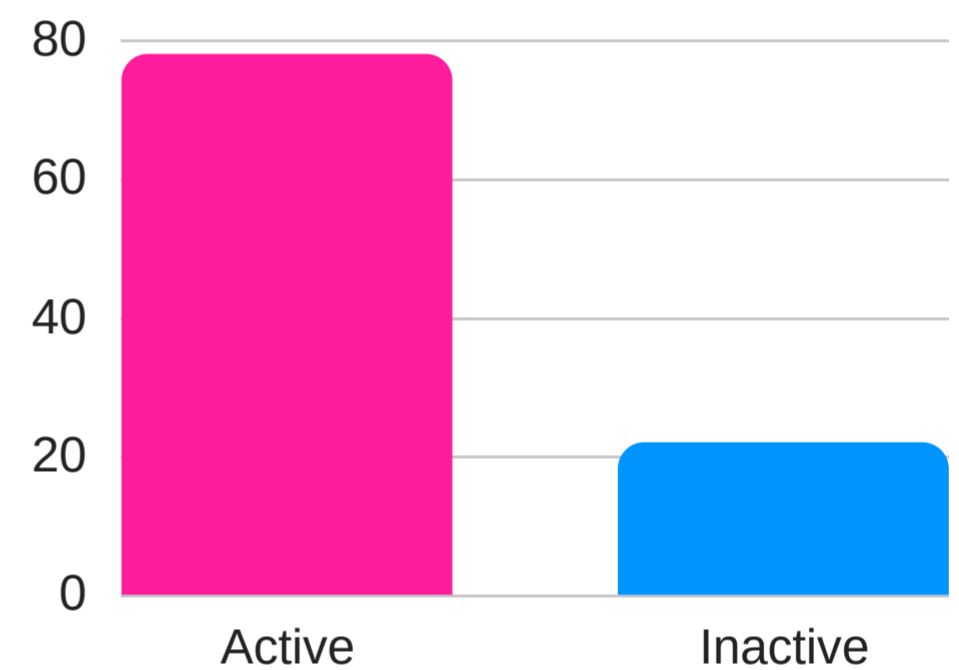
The average income is **£27,539** a year

### Working Hours

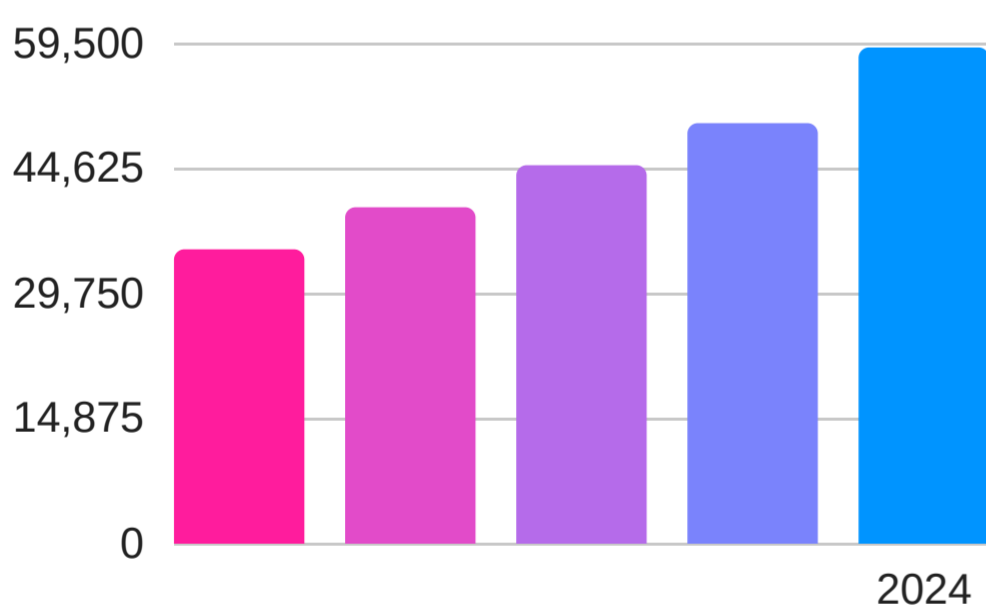


On average people **31.7** hours a week

### Economically Active



### Predicted Job Growth



**+59,000** jobs by  
**2024** in  
**Liverpool,  
Cumbria and  
Lancashire**

### Sectors set to grow

Health and Social Care  
Professional Services  
Support Services  
Information Technology  
Construction  
Wholesale and Retail

## Where are the most jobs now?



Wholesale and  
Retail



Health and  
Social Care



Manufacturing



Administration



Education

## London

### Employment

**75.4%** of people are employed.  
**Lower** than the UK average of **76.1%**.



### Unemployment

**4.2%** of people are unemployed.  
**Higher** than the UK average of **3.9%**.

### Salary



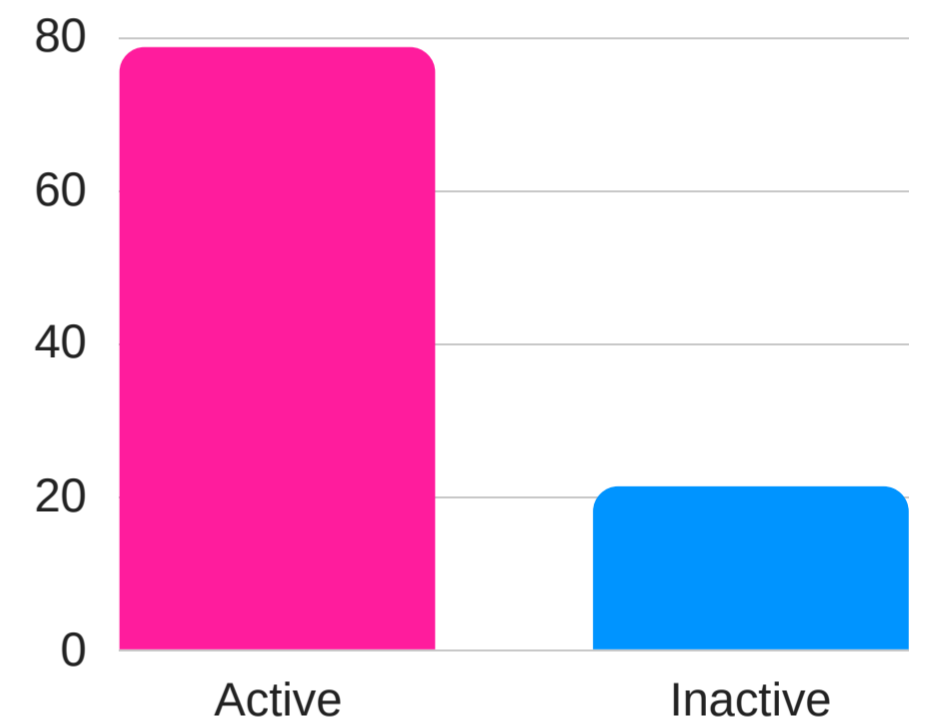
The average income is **£37,086** a year

### Working Hours

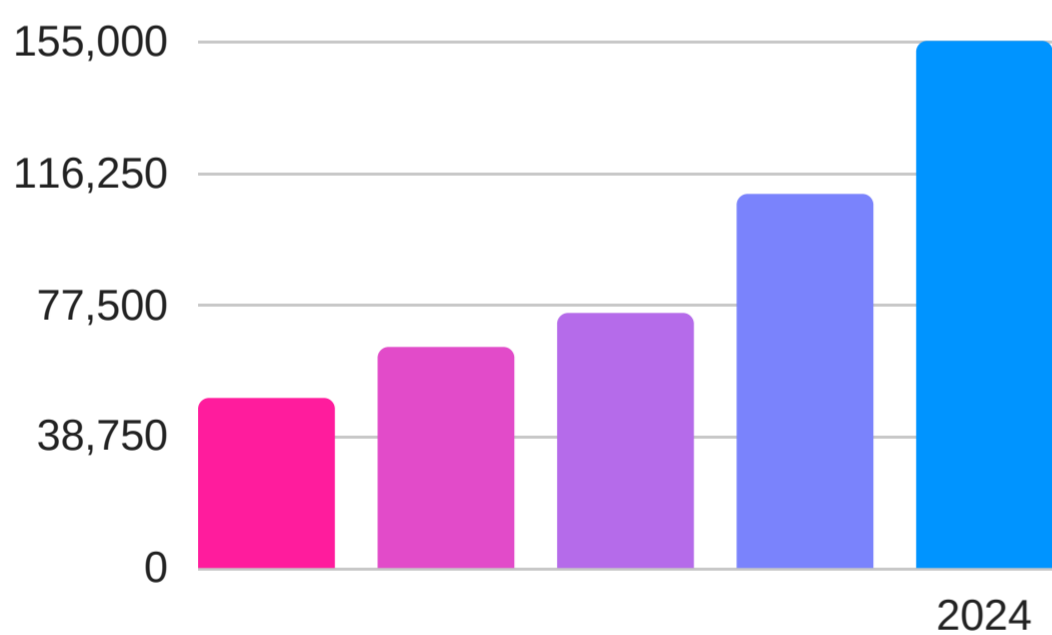


On average people work **33.5** hours a week

### Economically Active



### Predicted Job Growth



**+155,000 jobs**  
**by 2024 in**  
**London**

**Growth hotspot!**

### Sectors set to grow

Professional Services  
Information Technology  
Health and Social Work  
Construction  
Finance and Insurance

### Where are the most jobs now?



Science and Technology



Administration



Wholesale and Retail



Health and Social Care



Information Technology

## South East

### Employment

**78.7%** of people are employed.

**Higher** than the UK average of **76.1%**.



### Unemployment

**3.1%** of people are unemployed.

**Lower** than the UK average of **3.9%**.

### Salary



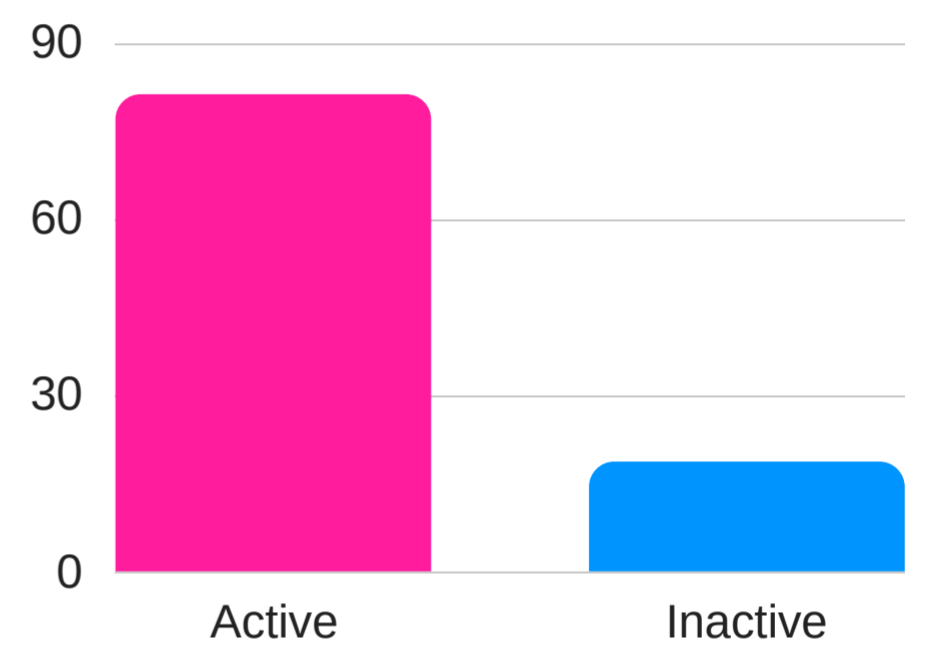
The average income is **£30,638** a year

### Working Hours

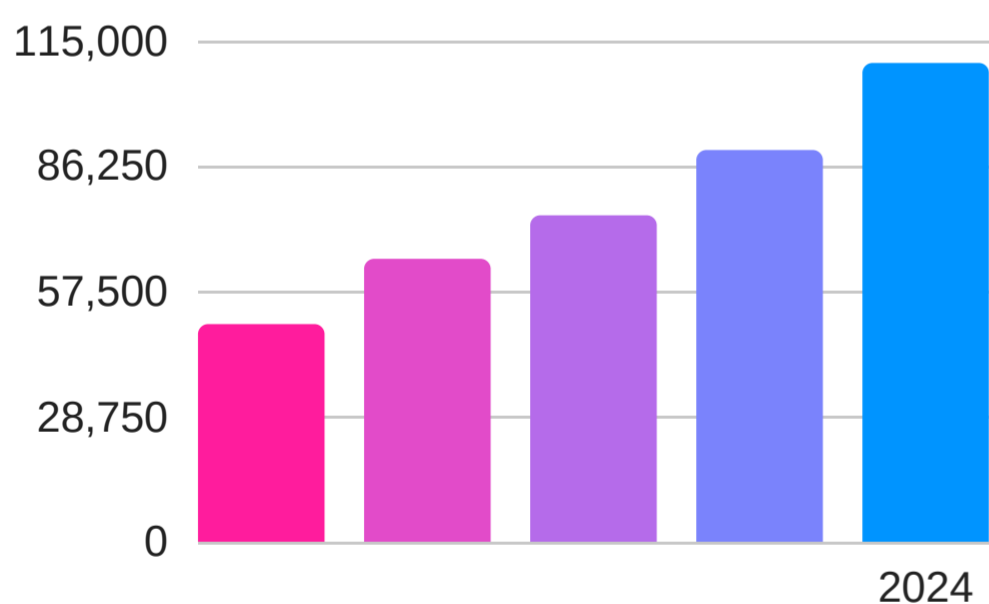


On average people work **31.4** hours a week

### Economically Active



### Predicted Job Growth



**+110,000** jobs by 2024 in the South East

### Sectors set to grow

- Construction
- Health and Social Work
- Professional Services
- Wholesale and Retail
- Support Services
- Transport and Storage

### Where are the most jobs now?



Wholesale and Retail



Health and Social Care



Education



Science and Technology



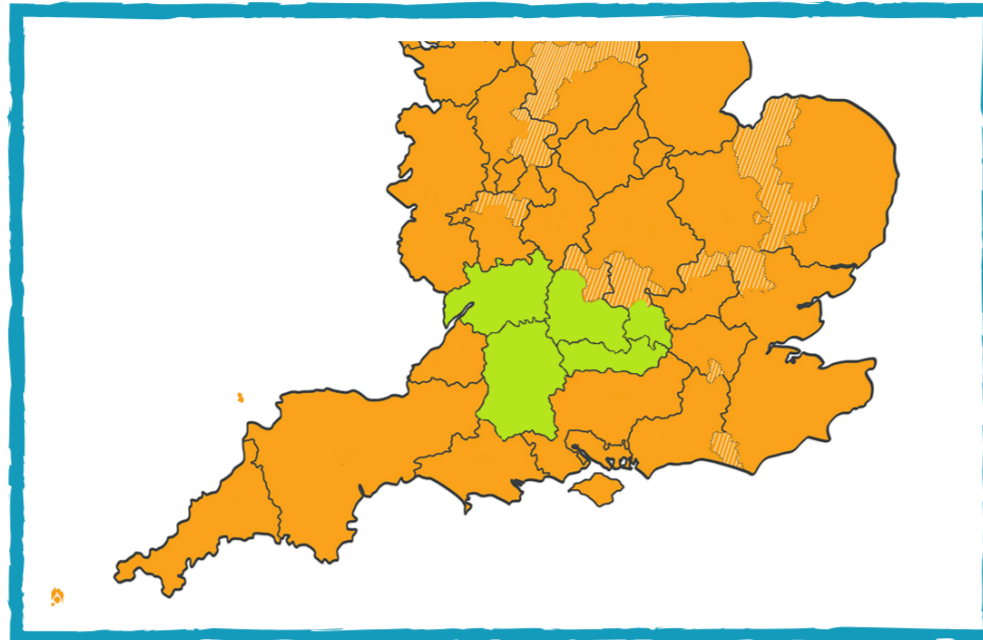
Administration



## Thames Valley

### Employment

**79.8%** of people are employed.  
**Higher** than the UK average of **76.1%**.



### Unemployment

**3%** of people are unemployed. **Lower** than the UK average of **3.9%**.

### Salary



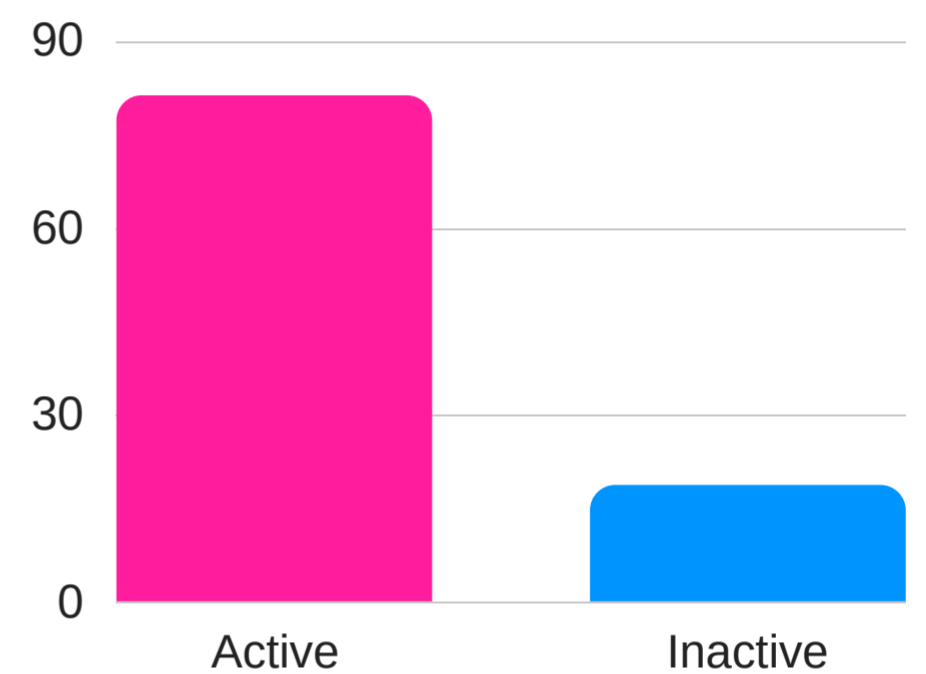
The average income is **£30,520** a year

### Working Hours

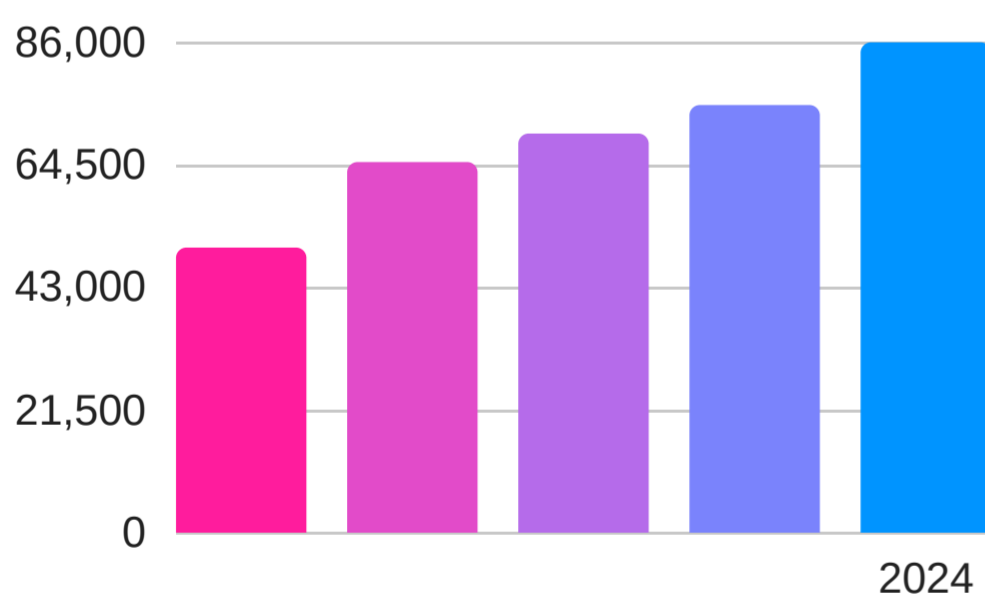


On average people work **30.9** hours a week

### Economically Active



### Predicted Job Growth



**+130,000** jobs by 2024 in the Thames Valley region

### Sectors set to grow

- Construction
- Information Technology
- Professional Services
- Support Services
- Health and Social Work
- Wholesale and Retail

### Where are the most jobs now?



Science and Technology



Health and Social Care



Information Technology



Wholesale and Retail



Administration

## Yorkshire and Humber

### Employment

**74.4%** of people are employed.  
**Lower** than the UK average of **76.1%**.



### Unemployment

**5.2%** of people are unemployed.  
**Higher** than the UK average of **3.9%**.

### Salary



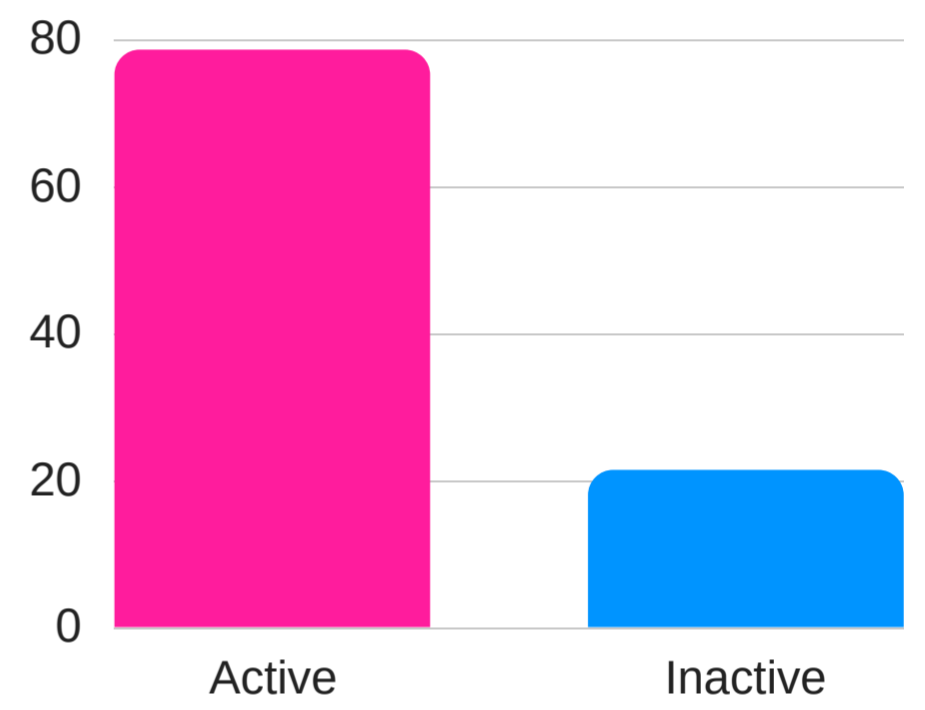
The average income is **£27,081** a year

### Working Hours

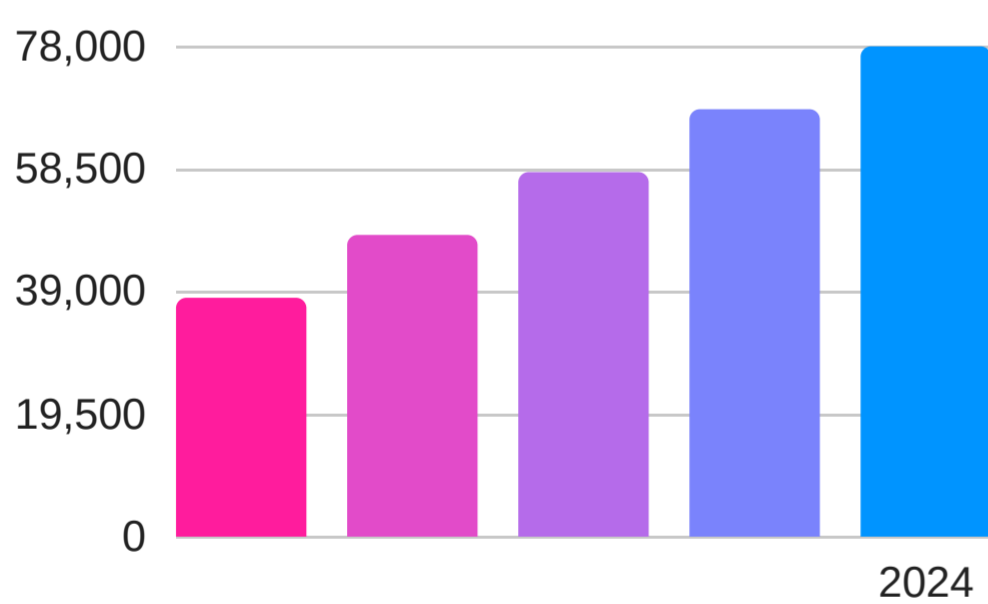


On average people work **31.4** hours a week

### Economically Active



### Predicted Job Growth



**+78,000** jobs by 2024 in Yorkshire and Humber

### Sectors set to grow

- Health and Social Work
- Professional Services
- Construction
- Information Technology
- Transport and Storage
- Wholesale and Retail

### Where are the most jobs now?



Wholesale and Retail



Health and Social Care



Manufacturing



Education



Administration